



Surveys and Tools to  
Advance Patient-Centered Care



Agency for Healthcare Research and Quality  
Advancing Excellence in Health Care • [www.ahrq.gov](http://www.ahrq.gov)



# The SEER and Medicare CAHPS Linked Dataset

Ron Hays, Ph.D.

Adjunct Researcher, RAND Corporation

Professor of Medicine, University of California, Los Angeles

# SEER-CAHPS Sponsors

- Surveillance, Epidemiology and End Results (SEER) registries
- Centers for Medicare & Medicaid Services
  - Sarah Gaillot and Liz Goldstein
- National Cancer Institute (NCI)
  - Neeraj Arora, Steven Clauser, Erin Kent
- Technical assistance
  - Research Triangle Institute
  - Information Management Services, Inc.

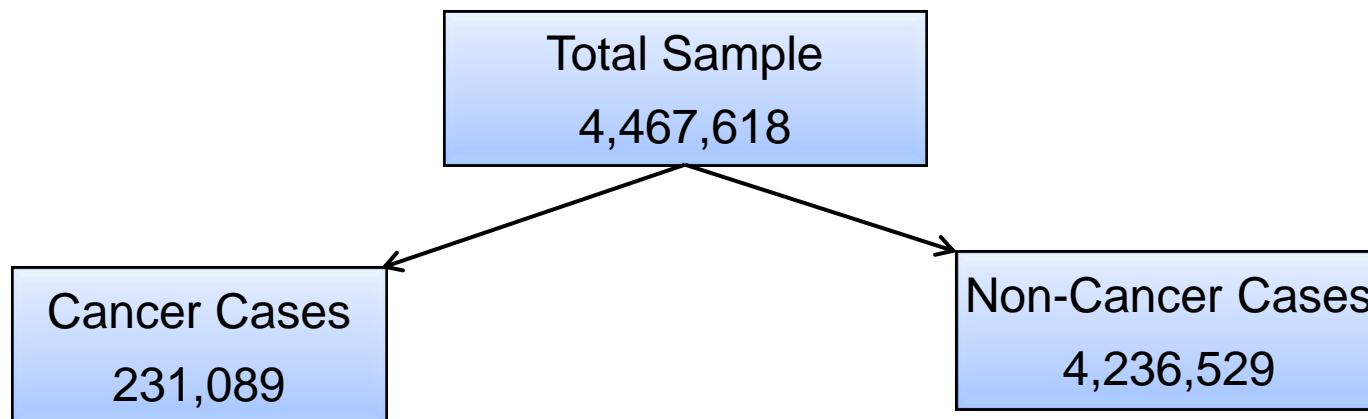
# SEER Registries

- Collect standardized clinical and demographic information for persons with newly diagnosed (incident) cancer in specific geographical areas.
- Began in 1973 and covers ~26% of U. S. population (<http://seer.cancer.gov/registries/list.html>)
  - States: California, Connecticut, Hawaii, Iowa, Kentucky, Louisiana, New Mexico, New Jersey, Utah
  - Metropolitan areas: Atlanta, Detroit, rural Georgia, Seattle-Puget Sound

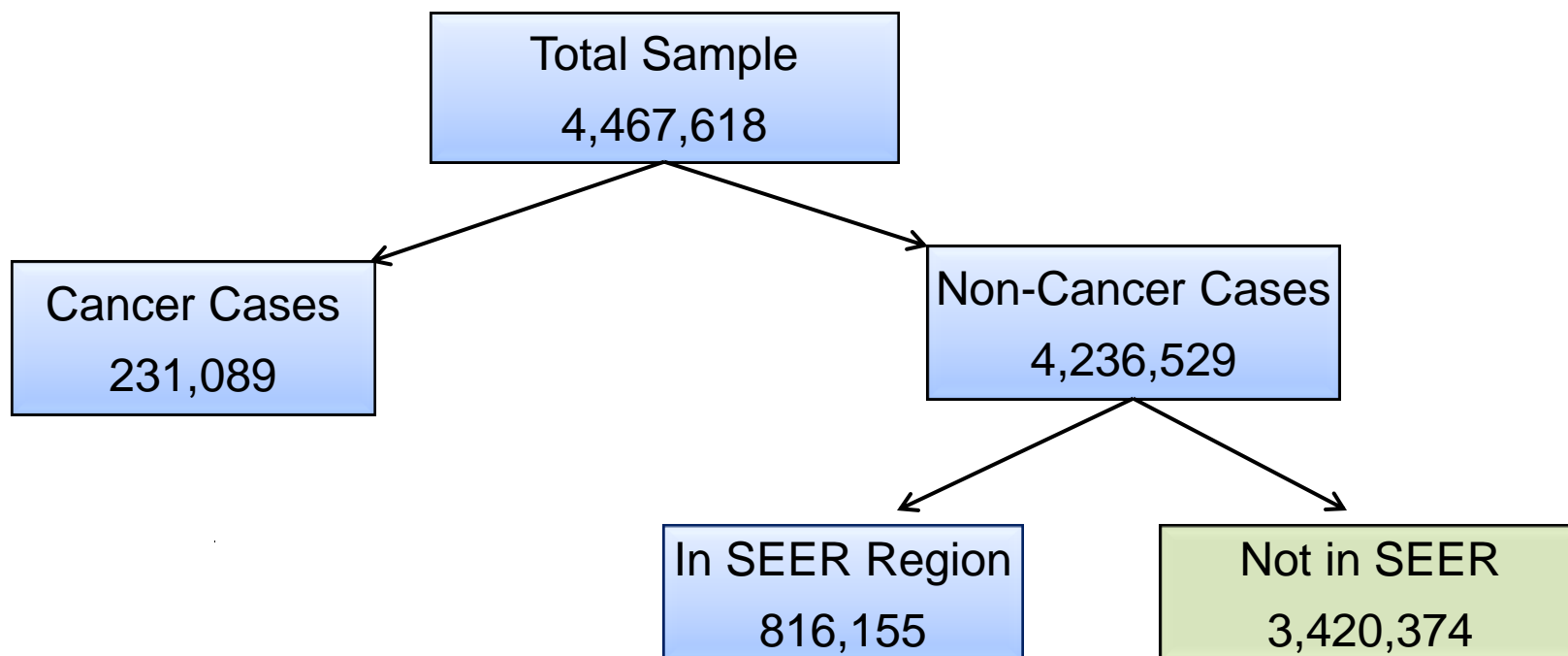
# SEER-CAHPS Data Sources

- CAHPS surveys fielded annually by CMS in all Medicare fee-for-service and Medicare Advantage plans from 1998-2013
- Clinical data from NCI's SEER registries for CAHPS respondents who had cancer while living in a SEER region
- Medicare claims data for CAHPS FFS respondents who lived in a SEER region at the time of the survey

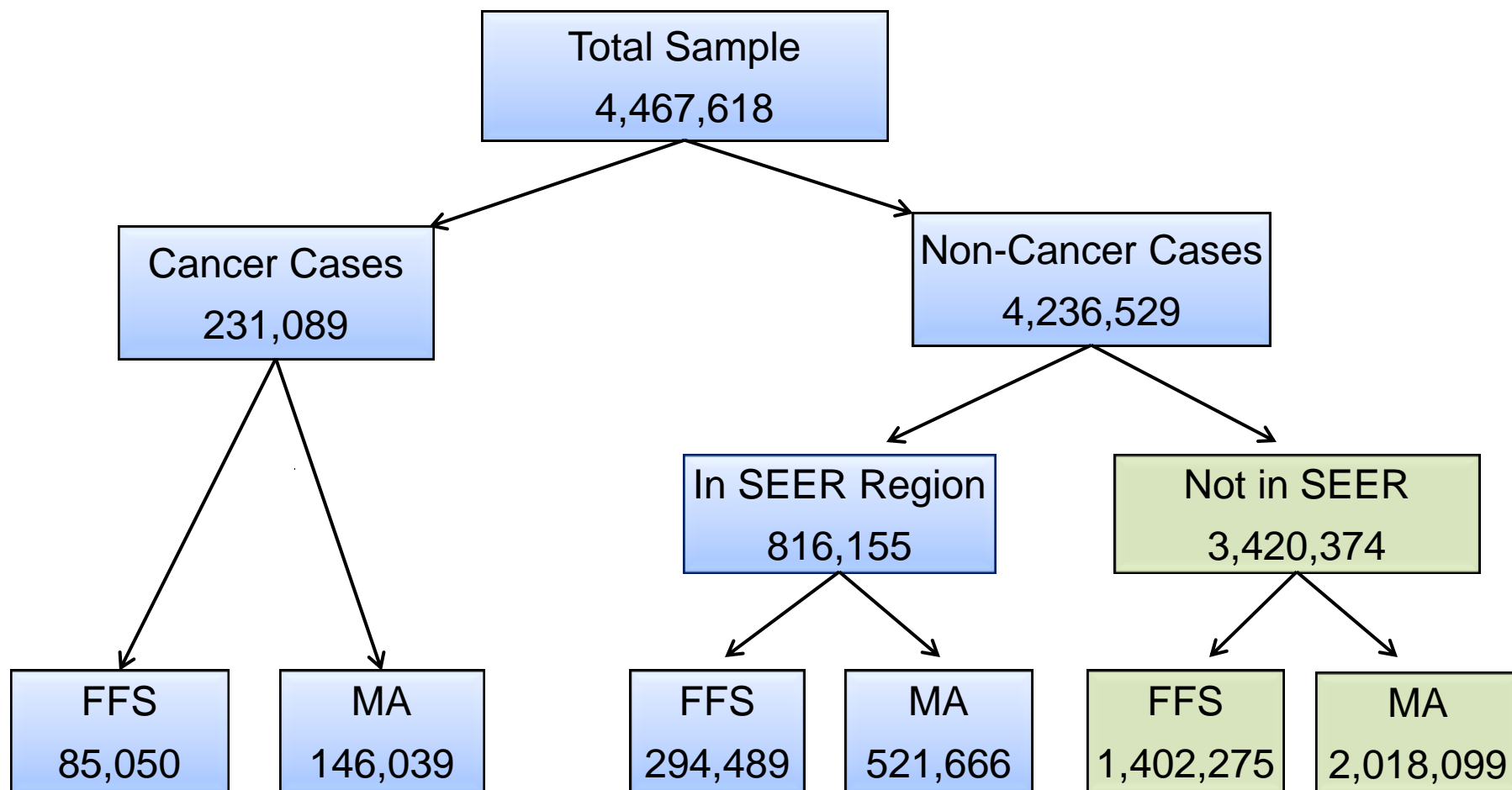
# SEER-CAHPS Linkage: 1998-2013



# SEER-CAHPS Linkage: 1998-2013



# SEER-CAHPS Linkage: 1998-2013 Surveys



# CAHPS Survey Response Rates (1998-2010)

Year	Surveys distributed	Surveys completed	Response rate
1998	119,267	89,713	75%
1999	180,564	138,216	76%
2000	202,775	165,871	82%
2001	379,049	282,711	75%
2002	357,320	270,773	76%
2003	350,175	267,532	76%
2004	344,022	256,507	75%
2005	340,522	249,594	73%
2006	153,966	97,845	64%
2007	685,934	334,513	49%
2008	672,146	407,287	61%
2009	672,919	415,175	62%
2010	682,836	407,924	60%



# Example NCI Research Questions

- Do perceptions of care differ among patients with versus without cancer?
- To what extent do cancer patients' care experiences vary by race/ethnic subgroups?
  - Do these disparities vary by FFS or Managed Care?
- How are patient experiences with care associated with utilization of care for beneficiaries in FFS plans?

# Data Available in 2016



- Rough cost estimate
  - <http://healthcaredelivery.cancer.gov/seer-mhos/obtain/cost.html>

## Further Information

- Chawla N, Urato M, Ambs A, et al. Unveiling SEER-CAHPS®: A new data resource for quality of care research. Journal of General Internal Medicine 2015;30:641-50.
- Erin Kent, PhD, Epidemiologist and Program Director in the Outcomes Research Branch at NCI
  - <http://healthcaredelivery.cancer.gov/about/staff/bios/kent.html>
- ISOQOL Annual Conference, Breakfast Roundtables, October 23, 2015, 8 am-9 am
  - <http://www.isoqol.org/2015conference/breakfast-roundtables>

Thank you!

Ron D. Hays, Ph.D.

[hays@rand.org](mailto:hays@rand.org) or [drhays@ucla.edu](mailto:drhays@ucla.edu)