

Track: SOPS College  
Session: SOPS Comparative Databases  
Date & Time: April 19, 2010, 4:25 pm

# SOPS Comparative Databases

**Theresa Famolaro, MPS**  
**Dawn Nelson, BA**  
Westat



# Objectives

- Introduce the current Hospital Database and plans for Medical Office and Nursing Home Databases
- Review the Hospital Database submission process



# Hospital Comparative Database

- Submission to the database is voluntary
- Hospitals are only U.S. hospitals
- Data consists of a “rolling” benchmark
- Hospitals that submitted in prior years contribute to the trending results
- Individual Hospital Feedback Report is a benefit for participation

# HSOPS Use

- 885 US hospitals in HSOPS comparative data base
  - Annual reports (2007, 2008, 2009, 2010)
  - <http://www.ahrq.gov/qual/hospsurvey10/>
- Used in over 30 countries internationally and translated into multiple languages
- International Hospital SOPS comparative database
  - Focus on countries participating in the World Health Organization's (WHO) High 5s Patient Safety Initiative
  - <http://www.who.int/patientsafety/solutions/high5s/en/index.html>
  - Australia, Canada, Germany, the Netherlands, New Zealand, and the United Kingdom

# Hospital Database Requirements for Participation

- Completed survey administration by June 30, 2010
- Survey changes are limited.
  - All new questions are added at the end of the original questionnaire
- Signed Data Use Agreement (DUA)
  - Hospital systems can submit one DUA for all hospitals and must list each hospital

# Hospital Database Timeline

- May 1<sup>st</sup> – Email notification for Open Registration and Submission
- Reminders (May and June)
- June 30<sup>th</sup> – Close out database submission



# Database Submission Steps

## Register for the Database



Agency for Healthcare Research and Quality  
Advancing Excellence in Health Care • [www.ahrq.gov](http://www.ahrq.gov)



### HOSPITAL SURVEY ON PATIENT SAFETY CULTURE COMPARATIVE DATABASE

#### Welcome to the Hospital Survey on Patient Safety Culture Data Submission System

In response to interest from hospitals using the Agency for Healthcare Research and Quality (AHRQ) Hospital Survey on Patient Safety Culture, AHRQ has established the Hospital Survey on Patient Safety Culture Comparative Database as a central repository for survey data from hospitals that have administered the AHRQ patient safety culture survey instrument. Hospitals can compare their patient safety culture survey results to those of other hospitals in support of patient safety culture improvement efforts. The Database provides average scores and percentiles on the survey items and composites to help hospitals assess their own results to identify strengths and opportunities for patient safety culture improvement. To serve your needs better, suggestions are welcomed for new features or for improving the site. Suggestions can be sent to [databasesonsafetyculture@ahrq.hhs.gov](mailto:databasesonsafetyculture@ahrq.hhs.gov).

**CLICK HERE TO REGISTER NOW**

**Please login to access this web site**

Username:

Password:

[Forgot your Password?](#)

**LOG IN**

**RESET**

# Database Submission Steps


## Step 1 – Enter your hospital information

- Medicare Provider ID for each hospital
- AHA ID or Hospital characteristics (bed size, teaching status, and ownership)
- Hospital Point of Contact Information
- Number of Surveys sent to staff (denominator)
- Who administered to (all staff, sample of all staff, etc.)
- Survey Mode (paper, web, mixed)
- End Month and Year of data collection
- Patient Safety Improvement Initiatives for each hospital that submitted to the database in multiple years.




# Database Submission Steps

## Step 2 – Upload questionnaire



Agency for Healthcare Research and Quality  
Advancing Excellence in Health Care • www.ahrq.gov



HOSPITAL SURVEY ON PATIENT SAFETY CULTURE  
COMPARATIVE DATABASE

[Main Menu](#) | [1: Site Information](#) | [2: Submit Questionnaire](#) | [3: Download Data Use Agreement](#) | [4: Submit Data File](#) | [5: Submission Status](#) | [Logout](#)

Account: **Westat - Dummy Hospital** [Return to Admin](#) [Contact Us](#)

**To Upload Questionnaire:**

1. Click 'Browse' to locate the questionnaire file for upload.
2. Click 'Upload Questionnaire' to submit Questionnaire.
3. If you are submitting data for more than one site and different questionnaires were used, then you may upload each version and link them to the appropriate site(s).

**View and Link Questionnaires:**

1. View the list of uploaded questionnaires and make sure that the questionnaires are linked to the appropriate hospital(s).
2. You can link one questionnaire to more than one hospital by clicking "View and Link Questionnaire".

**VIEW AND LINK QUESTIONNAIRE**

**Upload Questionnaire:**

File Path:

Note: Acceptable file formats are .doc, .wpd, .pdf, or .rtf.

# Database Submission Steps


## Step 3 – Submit signed Data Use Agreement

- Please return this signed Data Use Agreement by mail, or fax a signed copy to:


Dawn Nelson  
Westat  
RA 1161  
1600 Research Boulevard  
Rockville, MD 20850  
Fax: 1-888-852-8277 (toll free)  
Phone: 1-888-324-9790 (toll free)

# Database Submission Steps

## Step 4 – Upload data file(s)



Agency for Healthcare Research and Quality  
Advancing Excellence in Health Care • www.ahrq.gov



### HOSPITAL SURVEY ON PATIENT SAFETY CULTURE COMPARATIVE DATABASE

[Main Menu](#) | [1: Site Information](#) | [2: Submit Questionnaire](#) | [3: Download Data Use Agreement](#) | **[4: Submit Data File](#)** | [5: Submission Status](#) | [Logout](#)

Account: Westat - Dummy Hospital [Return to Admin](#) [Contact Us](#)

**Instructions:**

- To begin submitting data file, click next to the hospital you are submitting data for.
- View [data specifications](#), [data use agreement](#), and [sample data file](#).

Page 1 of 1 (Total number of records: 1)

Site Name ♦♦	Medicare Provider ID ♦♦	Month of Data Collection Completion ♦♦	Year of Data Collection Completion ♦♦	Data File Name ♦♦	Total Records ♦♦	Status ♦♦
Site Name: Dummy Hospital (111111)						

# Database Submission Steps

- Step 5 – Review your data quality report for the following data issues
  - Out of range values (not acceptable)
  - Over 99% response rate (over 100% is out of range)
  - Too few work areas (3 or fewer, verification needed)
  - Negatively worded items have low % positive response (verification needed)
  - Shared AHA ID (provide hospital characteristics)

# Technical Assistance Help Lines

- [SafetyCultureSurveys@ahrq.hhs.gov](mailto:SafetyCultureSurveys@ahrq.hhs.gov),  
1-888-324-9749
- [DatabasesOnSafetyCulture@ahrq.hhs.gov](mailto:DatabasesOnSafetyCulture@ahrq.hhs.gov),  
1-888-324-9790

# Questions?

